

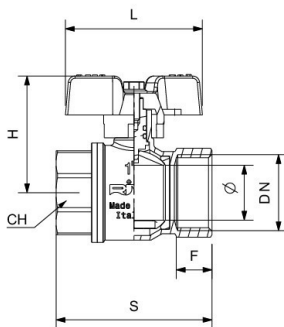


RIV 4173

Ball valve F/F
 NPT threads
 full bore
 aluminium sealing butterfly handle

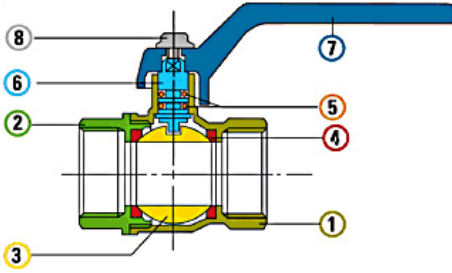
Tech drawings and tables

DN	Code	Ø	H	S	L	F	PN	KG	P/box
1/2"	024173000004	14,5	41	48	52	13	40	0,145	30
3/4"	024173000005	19	48	57	60	14	32	0,243	10
1"	024173000007	24	51	69	60	16,5	32	0,369	10



Technical data

Art. 4170



Materials

1	Body	Brass	CW617N	Nickel-plated
2	Body end	Brass	CW617N	Nickel-plated
3	Ball	Brass	CW617N	Chrome-plated
4	Seats	P.T.F.E.		
5	O-Ring	NBR		
6	Stem	Brass	CW614N	
7	Lever	Aluminium		Red
8	Screw	Steel		Zinc-plated

Connections

ISO 228/1, ANSI B1.20.1 (NPT)

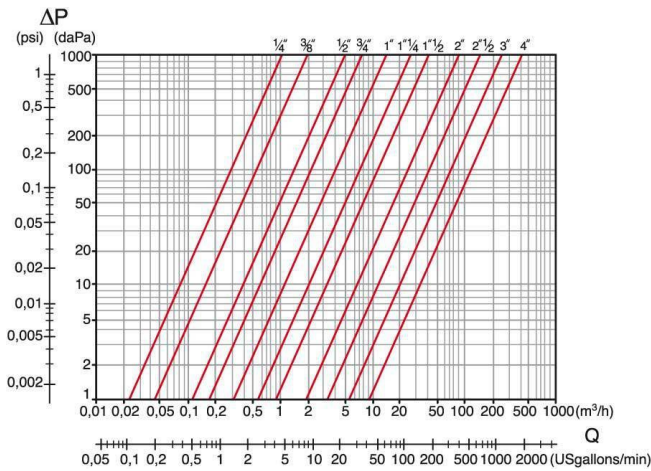
Limit

-20°C (without liquid) +110°C

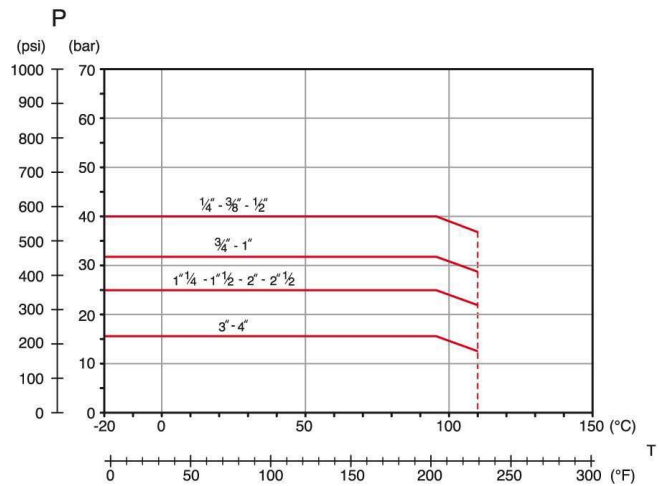
Notes

The max.working pressure (PN) means at a room temperature of about 23°C.

Pressure Loss Chart



Temperature/Pressure



Kv & Cv Coefficients

Size	Kv	Cv
1/4"	3,6	4,2
3/8"	6,6	76,0
1/2"	16,5	19,1
3/4"	25,0	29,0
1"	46,0	53,0
1"1/4	87,0	101,0
1"1/2	140,0	162,0
2"	275,0	318,0
2"1/2	500,0	578,0
3"	850,0	983,0
4"	1350,0	1562,0